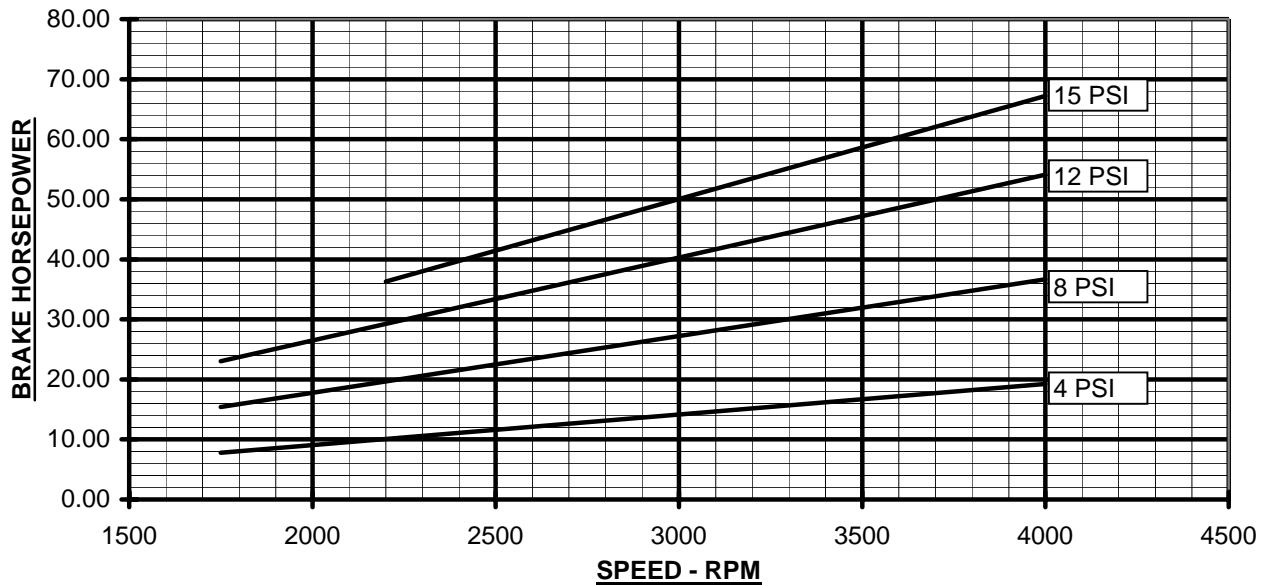

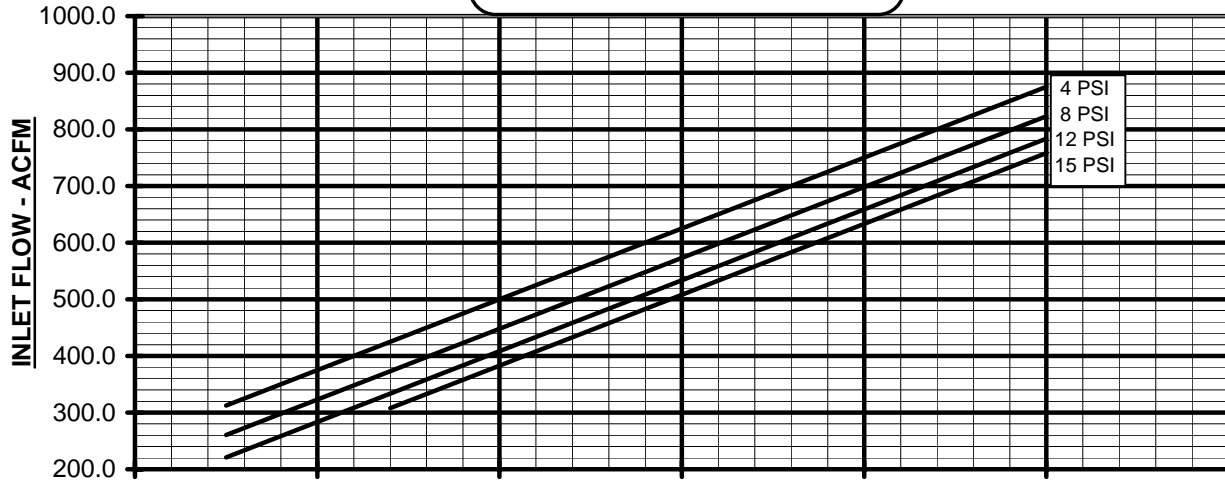




SINCE 1854

PERFORMANCE BASED ON AIR,
INLET AT 14.7 PSIA & 68°F
JANUARY, 2001

PRESSURE PERFORMANCE
FRAME 409 ROOTS-FLO
MAX. PRESSURE RISE = 15 PSI
MAX. SPEED = 4000 RPM



INDUSTRIAL EQUIPMENT • MAJOR STOCKING DISTRIBUTOR
ENGINEERING • SALES • SERVICE • PARTS
 242 POPLAR STREET • P.O. BOX 8053 • TOLEDO, OH 43605 • (419) 691-3571 • FAX (419) 691-1928
 5091 WEST 164TH STREET • CLEVELAND, OHIO 44142 • (216) 265-0666 • FAX (216) 265-0667
 1-800-882-1992 (OHIO TOLL FREE) 1-855-691-0621 (MICHIGAN TOLL FREE)
www.tomlinequip.com